

Features

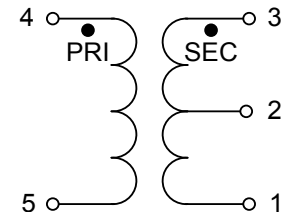

- Surface Mount
- 1:4 Impedance Ratio
- CT on Secondary
- Available on Tape & Reel
- RoHS* Compliant version of ETC4-1-2

Description

The MABAES0061 is a RoHS compliant device that is equivalent to the ETC4-1-2 transformer. This device is a 1:4 RF flux coupled step-up transformer. This transformer is offered in a SM-22 surface mount package and is designed to be utilized in both standard reflow and high temperature soldering reflow profiles.

Ideally suited for high volume cellular and wireless applications. Typical applications include single to balanced mode conversion and impedance matching.

Functional Schematic



Pin Configuration

Pin #	Function
1	Secondary
2	Secondary CT
3	Secondary Dot
4	Primary Dot
5	Primary

Electrical Specifications: Freq. = 2 - 800 MHz, T_A = 25°C, Z₀ = 50 Ω, P_{in} = 0 dBm

Parameter	Conditions	Units	Min.	Typ.	Max.
Impedance Ratio	—	ratio	—	1:4	—
Insertion Loss (f _L - f _U)	10 - 100 MHz	dB	—	—	1.0
	5 - 600 MHz			1.21	2.0
	2 - 800 MHz			—	3.0
Amplitude Unbalance	10 - 100 MHz	dB	—	—	0.25
	2 - 800 MHz				1.00
Phase Unbalance	10 - 500 MHz	°	—	—	2
	2 - 800 MHz				10

Ordering Information

Part Number	Description
MABAES0061	2000 piece reel

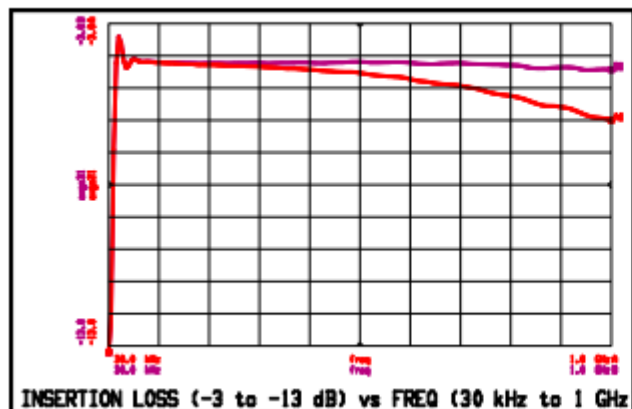
Absolute Maximum Ratings¹

Parameter	Absolute Maximum
RF Input Power	250 mW
DC Current	240 mA ²
Operating Temperature	-40°C to +85°C

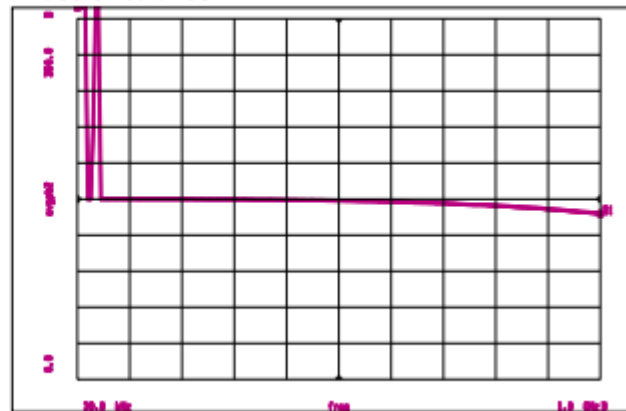
1. Operation of this device above any one of these parameters may cause permanent damage.
2. The maximum DC current applies to the secondary center tap in applications where the secondary is balanced.

Typical Performance Curves over extended Bandwidth (30 KHz - 1 GHz)

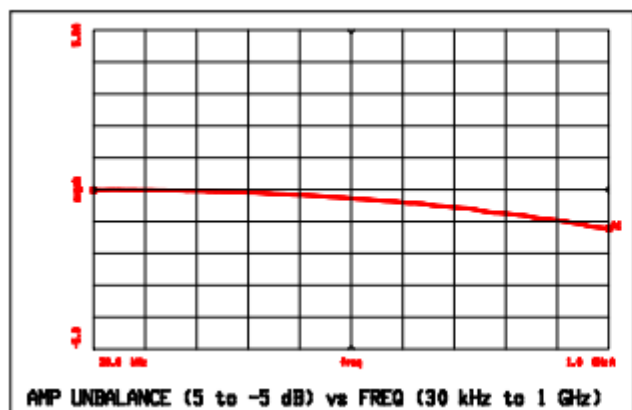
Insertion Loss



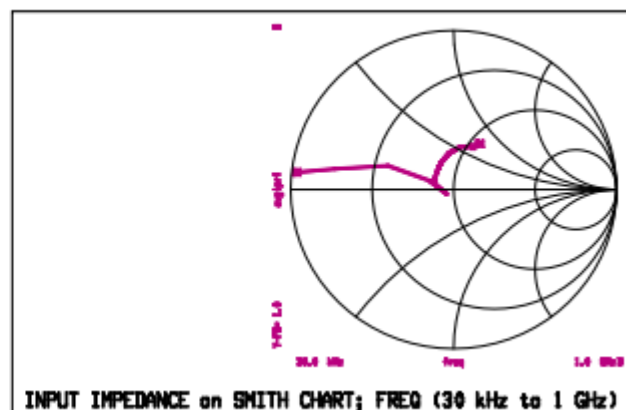
Phase Unbalance



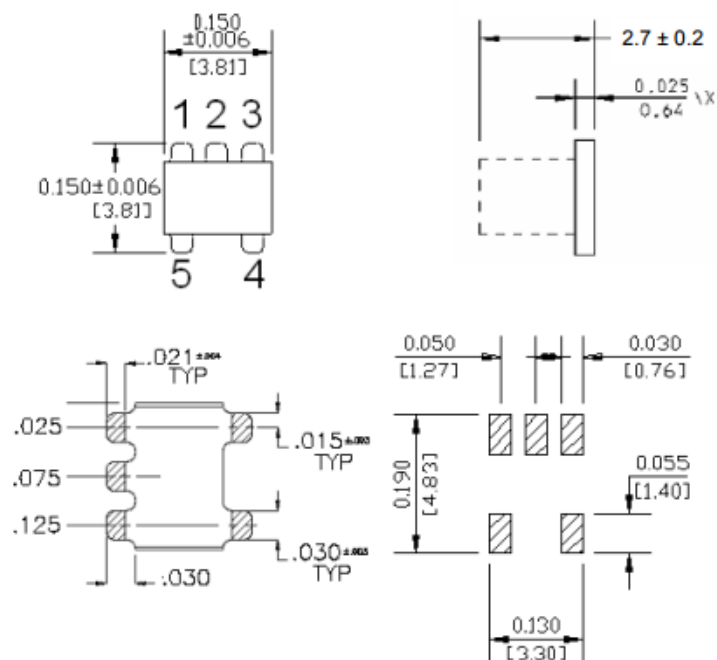
Amplitude Unbalance



Input Return Loss



Lead-Free Outline Drawing



Dimensions in mm.
Tolerance: ± 0.2 mm unless otherwise noted.
Model number and lot code are printed on the reel.

MACOM Technology Solutions Inc. All rights reserved.

Information in this document is provided in connection with MACOM Technology Solutions Inc ("MACOM") products. These materials are provided by MACOM as a service to its customers and may be used for informational purposes only. Except as provided in MACOM's Terms and Conditions of Sale for such products or in any separate agreement related to this document, MACOM assumes no liability whatsoever. MACOM assumes no responsibility for errors or omissions in these materials. MACOM may make changes to specifications and product descriptions at any time, without notice. MACOM makes no commitment to update the information and shall have no responsibility whatsoever for conflicts or incompatibilities arising from future changes to its specifications and product descriptions. No license, express or implied, by estoppel or otherwise, to any intellectual property rights is granted by this document.

THESE MATERIALS ARE PROVIDED "AS IS" WITHOUT WARRANTY OF ANY KIND, EITHER EXPRESS OR IMPLIED, RELATING TO SALE AND/OR USE OF MACOM PRODUCTS INCLUDING LIABILITY OR WARRANTIES RELATING TO FITNESS FOR A PARTICULAR PURPOSE, CONSEQUENTIAL OR INCIDENTAL DAMAGES, MERCHANTABILITY, OR INFRINGEMENT OF ANY PATENT, COPYRIGHT OR OTHER INTELLECTUAL PROPERTY RIGHT. MACOM FURTHER DOES NOT WARRANT THE ACCURACY OR COMPLETENESS OF THE INFORMATION, TEXT, GRAPHICS OR OTHER ITEMS CONTAINED WITHIN THESE MATERIALS. MACOM SHALL NOT BE LIABLE FOR ANY SPECIAL, INDIRECT, INCIDENTAL, OR CONSEQUENTIAL DAMAGES, INCLUDING WITHOUT LIMITATION, LOST REVENUES OR LOST PROFITS, WHICH MAY RESULT FROM THE USE OF THESE MATERIALS.

MACOM products are not intended for use in medical, lifesaving or life sustaining applications. MACOM customers using or selling MACOM products for use in such applications do so at their own risk and agree to fully indemnify MACOM for any damages resulting from such improper use or sale.