

O/E/N 46 SIGNAL RELAY

- International Standard Foot Print
- Small Size, Light Weight
- Low Power Consumption (150 mw)
- High Sensitivity
- Sealed

SPECIFICATIONS

Contact Arrangement	: 2 Form C.
Contact Material	: Silver Alloy+ Gold clad
Contact Rating Power	: 30W/62.5VA
Max Switching Voltage	: 220VDC/250VAC
Rated Voltage	: 30VDC/125VAC
Max Continuous Current	: 2A DC / 1A AC
Contact Resistance	: 50m Ohms (Initial)
Nominal Coil Power	: 0.15W (approx)
Operating Power	: 0.1W (approx)
Life Expectancy	
Mechanical	: 10 ⁷ operations
Electrical	: 10 ⁵ operations
Dielectric Strength	
Between Contacts & Coil	: 1000 VRMS
Between Open Contact	: 1000 VRMS
Insulation Resistance	: 1000 Meg.Ohms at 500 VDC, 25 ^o C, RH 50
Operate time at Nominal Voltage	: 6 milli sec. (Typ)
Release time at Nominal Voltage	: 5 milli sec. (Typ)
Max. Operating Speed At Rated Load	: 20 cpm
Ambient Temperature	: -45 ^o C to +85 ^o C
Weight	: 5 gms (approx)

Typical applications

Telecommunication Equipments, Automation Systems, Electrical Appliances, Call Monitors etc.

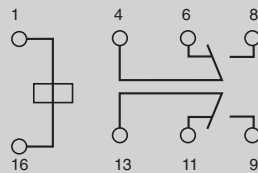
All dimensions are in mm. Specifications subject to change without notice. Tolerance unless otherwise specified is ± 10%

COIL DATA

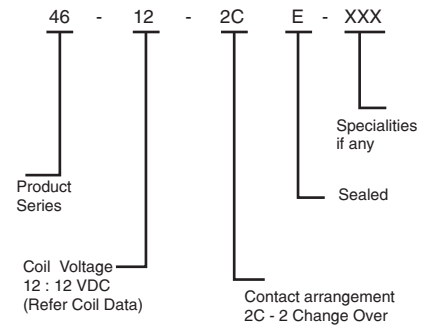
Nominal Voltage VDC	Pick-up Voltage VDC	Drop-out Voltage VDC	Coil Resistance Ohms ± 10%
5	3.5	0.5	167
*6	4.2	0.6	180
12	8.4	1.2	960
24	16.8	2.4	2880
*48	33.6	4.8	11520

* Check with factory for availability

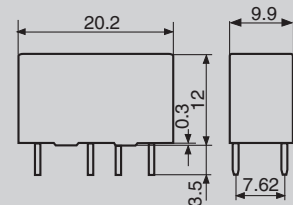
CIRCUIT DIAGRAM



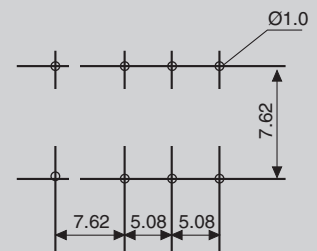
HOW TO ORDER



DIMENSION



DRILLING PATTERN



View : Terminal Side